

LEGEND

- OFFSITE UTILITIES
- OFFSITE FIRELANE
- ONSITE FIRELANE
- OFFSITE BUS PARKING

**PRIVATE DOMESTIC WATER
LINE CONSTRUCTION NOTES:**

- 1 INSTALL 2" P.V.C. (SCHEDULE 40 WITH SOLVENT WELD JOINTS) WATER LINE, INCLUDING ALL SCHEDULE 80 BENDS, TEES, FITTINGS AND THRUST BLOCKS.
- 2 INSTALL 1-1/2" REDUCED PRESSURE BACKFLOW PREVENTION ASSEMBLY (CITY OF PHOENIX STANDARD DETAIL NO. P1354). INSTALL COPPER TYPE 'K' WATER LINE BETWEEN METER AND BACKFLOW PREVENTER. INSTALL LIFT OFF GUARDSHACK ENCLOSURE MODEL GS-3.3 (16"W X 30"H X 30"L), OR ENGINEER APPROVED EQUAL ON A 4" THICK MAG CLASS "B" CONCRETE PAD.
- 3 CONNECT TO BUILDING DOMESTIC WATER LINE WITH NECESSARY AND APPROPRIATE FITTINGS. SEE PLUMBING DRAWINGS FOR EXACT LOCATION AND CONTINUATION.
- 4 INSTALL NEW 1-1/2" DOMESTIC WATER SERVICE, AND 1-1/2" WATER METER WITH METER BOX AND COVER. ACTUAL INSTALLATION OF SERVICE AND METER BY CITY OF PHOENIX FORCES AFTER APPLICATION AND PAYMENT OF PREVAILING FEES BY THE CONTRACTOR. CONTRACTOR TO INSTALL METER BOX PER CITY OF PHOENIX STANDARD DETAIL P1315.
- 5 SAWCUT, REMOVE AND REPLACE EXISTING A.C. PAVEMENT (M.A.G. SECTION 336 AND C.O.P. DETAIL NO. P-1200 TYPE B OR REPLACE IN KIND, WHICHEVER IS GREATER).
- 6 SAWCUT, REMOVE AND REPLACE EXISTING CONCRETE SIDEWALK TO THE NEAREST JOINT OR AS DIRECTED BY THE CITY INSPECTOR (CITY OF PHOENIX STANDARD DETAIL NO. P1230).
- 7 SAWCUT, REMOVE AND REPLACE EXISTING CONCRETE VERTICAL CURB AND GUTTER TO THE NEAREST JOINT OR AS DIRECTED BY THE CITY INSPECTOR (MAG STANDARD DETAIL NO. 220-1, TYPE 'A').
- 8 APPLY TYPE III SLURRY SEAL PER THE CITY OF PHOENIX REQUIREMENTS TO FULL WIDTH OF W. CLARENDON AVENUE IMPACTED BY PAVEMENT REMOVAL AND REPLACEMENT. THE TREATMENT AREA SHALL EXTEND 25' IN BOTH DIRECTIONS FROM THE PAVEMENT CUTS. CRACK FILL AND SEAL BETWEEN EXISTING AND NEW PAVEMENT AREAS PRIOR TO ANY PAVEMENT TREATMENT. RE-STRIPE TO MATCH EXISTING STRIPING PER CITY OF PHOENIX REQUIREMENTS.

**PRIVATE SANITARY SEWER
LINE CONSTRUCTION NOTES:**

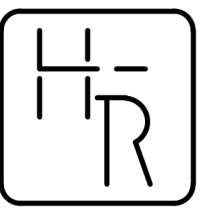
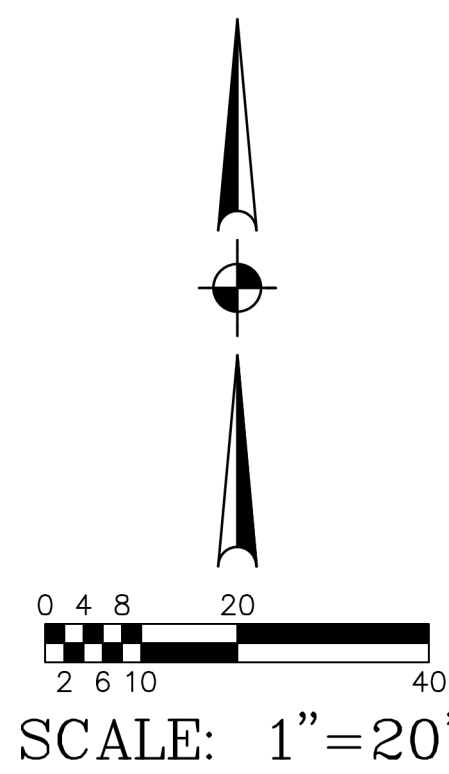
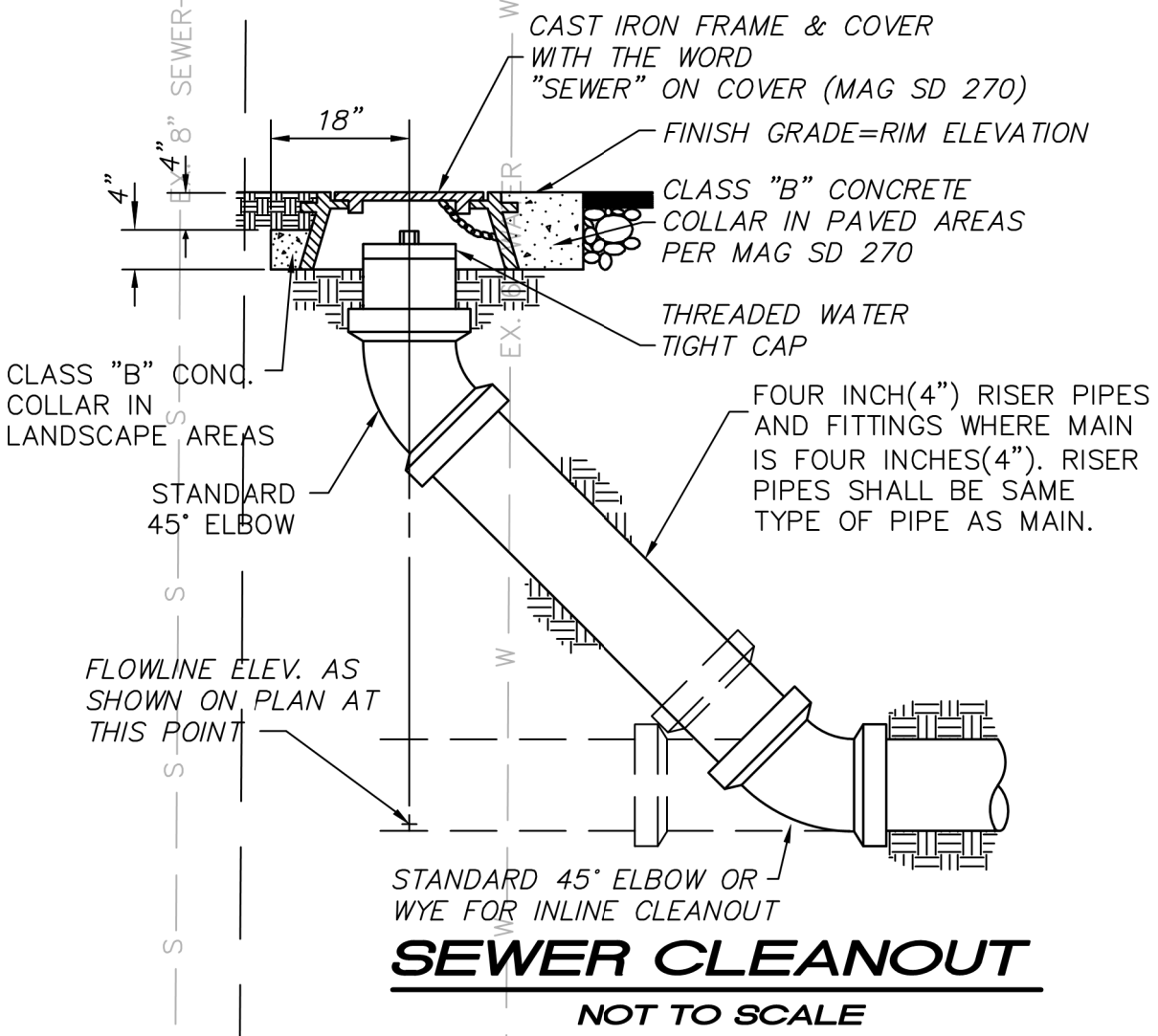
- 1 INSTALL 4" P.V.C. (ASTM D3034, SDR-35) SEWER LINE.
- 2 INSTALL SANITARY SEWER CLEANOUT (SEE DETAIL ON THIS SHEET).
- 3 CONNECT TO BUILDING SEWER LINE WITH NECESSARY AND APPROPRIATE FITTINGS. SEE BUILDING PLUMBING DRAWINGS FOR EXACT LOCATION AND CONTINUATION.
- 4 REMOVE CAP AND CONNECT NEW 4" SEWER LINE TO EXISTING 6" SEWER LINE WITH A 6" TO 4" REDUCER. FIELD VERIFY THE EXACT LOCATION AND ELEVATION OF EXISTING SEWER LINE PRIOR TO THE START OF CONSTRUCTION. CONTACT DESIGN ENGINEER IF ELEVATION IS DIFFERENT THAN SHOWN FOR POSSIBLE REDESIGN.

NOTE:

ALL NEW UNDERGROUND UTILITIES (WATER, SEWER, FIRE AND STORM DRAIN LINES) SHALL BE BEDDED WITH A.B.C., PER MAG SECTION 702, FROM 4" (MIN.) BELOW THE BOTTOM OF THE PIPE TO 12" (MIN.) ABOVE THE TOP OF THE PIPE.

UNDERGROUND UTILITY TRACER WIRE NOTE:

ALL NEW UNDERGROUND FACILITIES/UTILITIES SHALL BE INSTALLED WITH A DETECTABLE UNDERGROUND LOCATION DEVICE. INSTALL A #18 INSULATED TRACER WIRE SECURELY ATTACHED TO EACH UTILITY AT 8'-FEET ON CENTER. 12" OF TRACER WIRE SHALL BE ACCESSIBLE ABOVE GRADE AT THE TERMINATION AND SHALL BE SECURELY ATTACHED AT THAT POINT. THE CONTRACTOR SHALL VERIFY WHICH COLOR TO USE FOR STORM DRAIN, WATER, SEWER, ETC., WITH THE CITY OF PHOENIX. THE CONTRACTOR SHALL INCLUDE ALL COSTS ASSOCIATED WITH THIS REQUIREMENT IN THEIR BID.



HESS - ROUNTREE, INC.
CONSULTING ENGINEERS & LAND SURVEYORS
9831 SOUTH 51ST STREET, SUITE C110
PHOENIX, ARIZONA 85044 (480)496-0244

H-R #2105-19

**architecture.
design.
management.**

adm



**CARTWRIGHT ELEMENTARY
SCHOOL DISTRICT #83**
3600 N. 47TH AVENUE
PHOENIX, ARIZONA 85033
**NEW GYMNASIUM AT
GLENN L. DOWNS SCHOOL**



Project Number	Date	Revisions
7653-100	08.11.2021	
Drawn By	AN.M.	Checked By
		D.R.O.

100% CD SET
PRIVATE DOMESTIC
WATER & PRIVATE
SANITARY SEWER PLAN

**1 OF 1
WS-1**